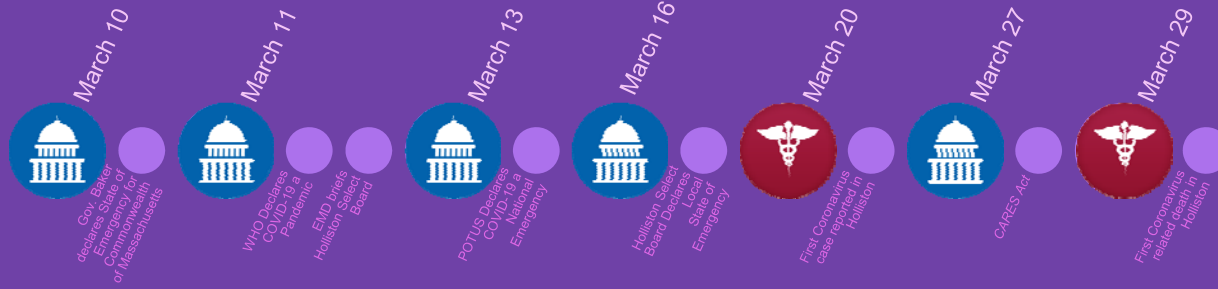




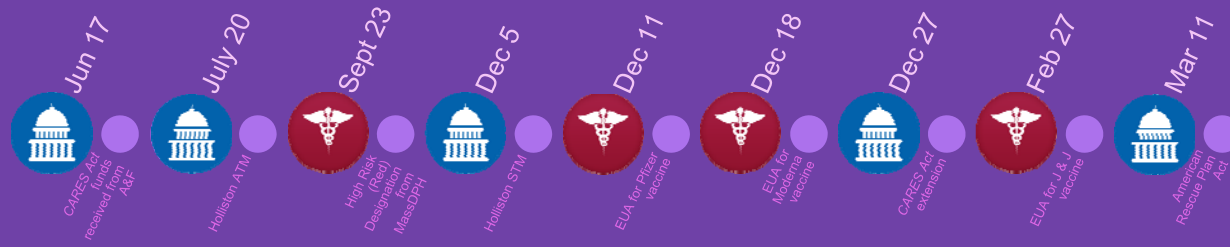
CORONAVIRUS UPDATE

Select Board
March 15, 2021

TIMELINE



TIMELINE





23,672

Total tests

two week
high:

1881 total tests
(last 14 days)

Jan 3-16



COVID-19 Weekly Public Health Reports – January 21, 2021, March 11, 2021



1,442

Fully vaccinated
individuals

10.5%

of the
population



Weekly COVID-19 Municipality Vaccination Report, March 11, 2021



2,071

Partially vaccinated
individuals

15.1%

of the
population



Weekly COVID-19 Municipality Vaccination Report, March 11, 2021



\$682,226


Muni CvRF spending

51.8%

of funds
received




MUNIS, March 14, 2021



PERSONAL PROTECTIVE EQUIPMENT






ACCELERATED

TELEWORK

CAPACITY





CLEANING & DISINFECTING OF PUBLIC BUILDINGS

FOUR PHASES OF EMERGENCY MANAGEMENT

- Prevent future emergencies or minimize their effects

Mitigate

- Take actions ahead of time to be ready for an emergency

Prepare

- Rebuild from an emergency

Recover

- Protect life and property in an emergency

Respond





CHALLENGES FACED

- Supply chain issues
- Information sharing
- Coronavirus Burnout and Pandemic Fatigue





SUCSESSES

- Education and Outreach
- Resiliency
- Schools







LOOKING AHEAD

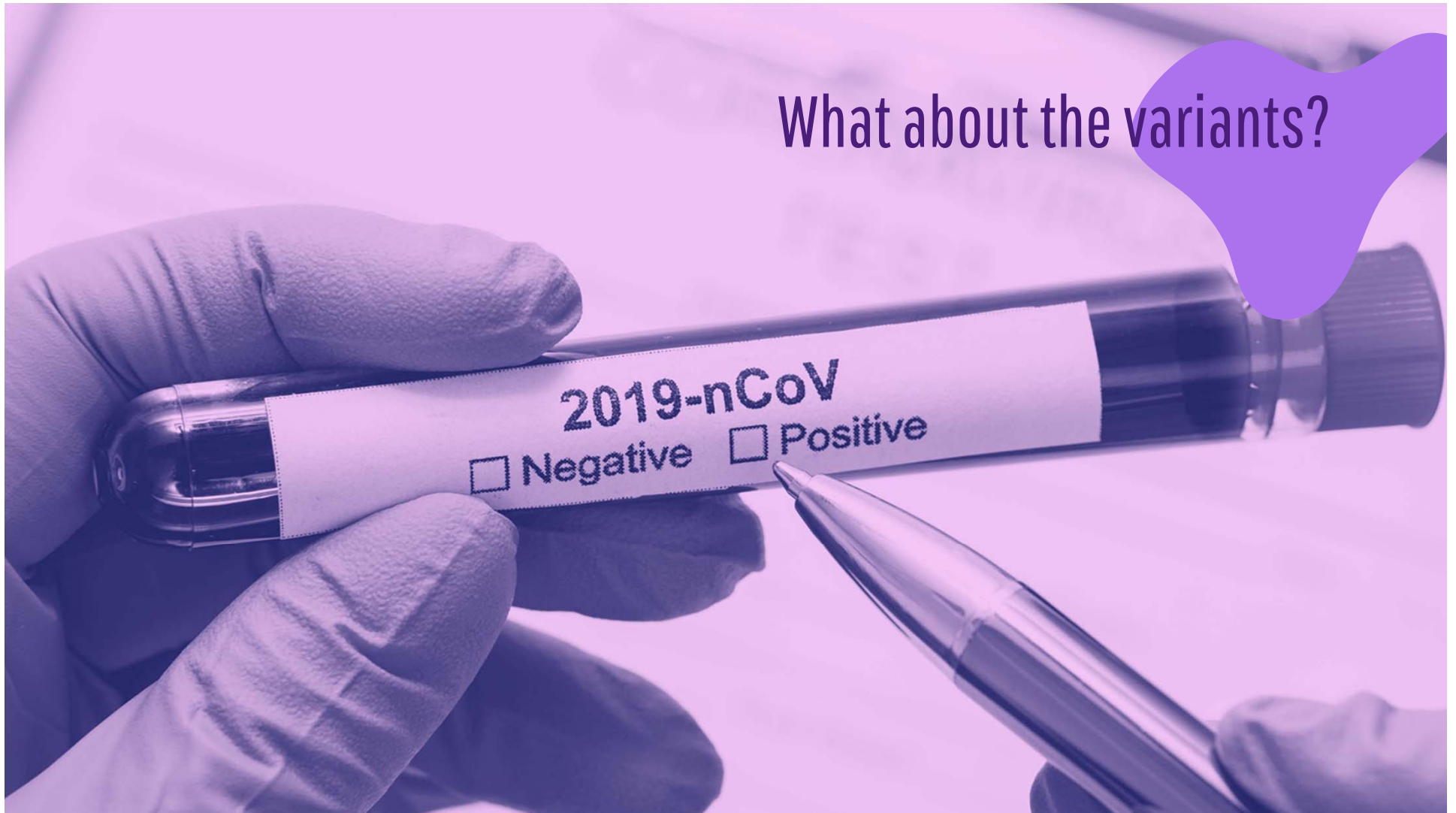
CARES Act funding

Re-opening plans

American Rescue Plan Act funding



What about the variants?





THANK YOU

Do you have any questions?



CREDITS: This presentation template was created by **Slidesgo**, including icons by **Flaticon**, and infographics & images by **Freepik**





WEEKLY UPDATE

- 680 total cases (+17)
- 39 active cases (+17)
- 29 addresses (+12)



Percent Positivity v. Total Tests (rolling 14 days)

