



Weekly COVID-19 Report

When the DPH published the updated town by town information this evening, our community risk designation remained at the **GREY** level, based on new cases in the 14 day period ending May 29. According to their weekly reports, our numbers raised from 1.6 Average Daily Incident Rate per 100,000 on May 27 up to 3.1 Average Daily Incident Rate per 100,000 on June 3. Our percent positivity raised from 0.67% the previous week up to 1.16% this week.

Average Daily Incident Rate per 100,000 (last* 14 days)

8/12/2020	8/19/2020	8/26/2020	9/2/2020	9/9/2020	9/16/2020	9/23/2020	9/30/2020	10/7/2020
3.1	0	2.6	5.7	3.1	1.1	8.3	9.3	5.7
10/14/2020	10/22/2020	10/29/2020	11/6/2020	11/12/2020	11/19/2020	11/27/2020	12/3/2020	
8.8	9.3	13	18.2	16.7	16.1	25.5	25.5	
12/10/2020	12/17/2020	12/24/2020	12/31/2020	1/7/2021	1/14/2021	1/21/2021	1/28/2021	
25.5	31.7	37.5	40.6	42.67	54.1	48.4	39.0	
2/4/2021	2/11/2021	2/18/2021	2/25/2021	3/4/2021	3/11/2021	3/18/2021	3/25/2021	4/1/2021
30.7	19.8	15.6	13.0	15.6	16.7	20.3	19.3	15.1
4/8/2021	4/15/2021	4/22/2021	4/29/2021	5/6/2021	5/13/2021	5/20/2021	5/27/2021	6/3/2021
15.6	17.2	16.7	14.1	13	12.5	4.2	1.6	3.1

Metrics (as of November 6) for communities with 10,000-50,000 population

Gray: less than or equal to 10 total cases

Green: less than 10 cases per 100,000 population AND greater than 10 total cases


Yellow: greater than or equal to 10 cases per 100,000 population OR greater than or equal to 5% positivity rate

Red: greater than or equal to 10 cases per 100,000 population AND greater than or equal to 5% positivity rate

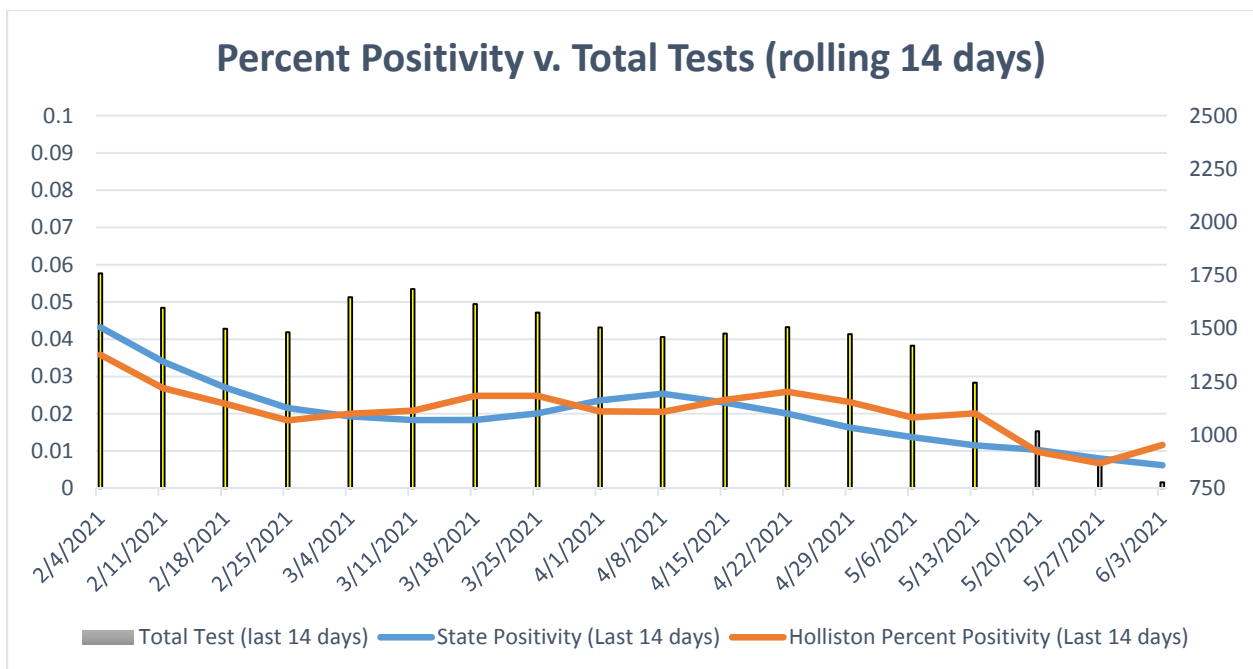
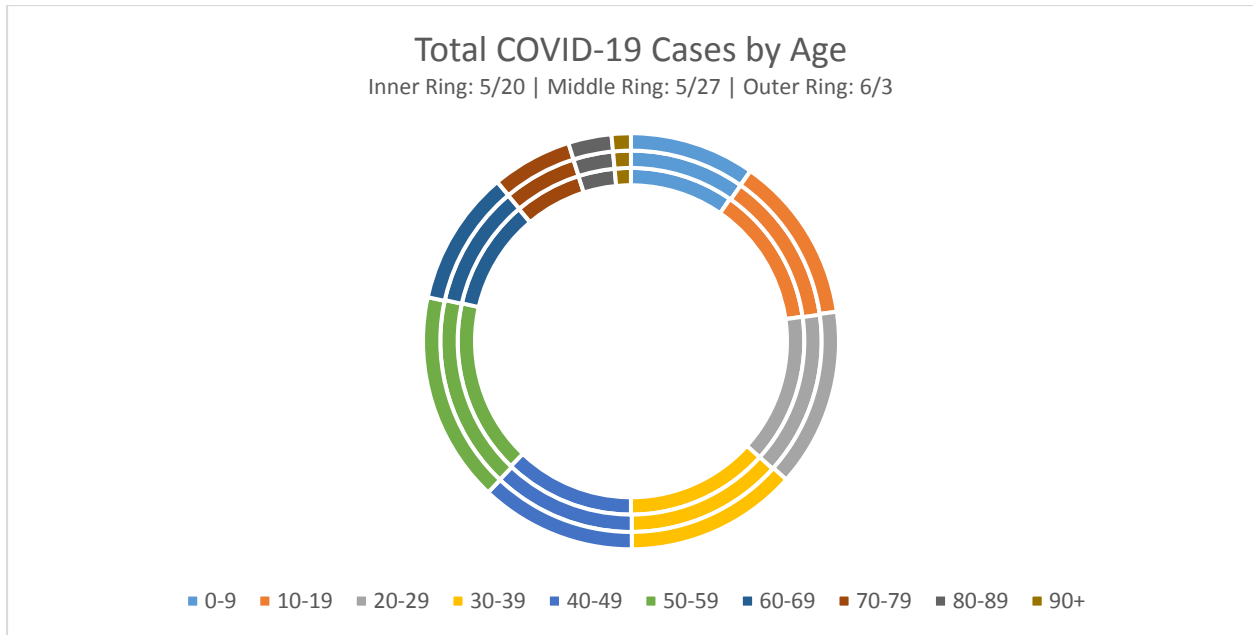
**last 14 days refers to the two-week reporting period ending the Saturday prior to the DPH's weekly report*


Looking at our 7 active cases, they are spread over 6 addresses. There four individual cases at single family homes, one cluster at a single family home, and one case at a multi-family dwelling.

According to vaccination data by community released by the state, 78.3% of the population is partially vaccinated, and 64.8% of the population is fully vaccinated as of June 1. As of the report 100% of the 65-74 age group, and 103% of the 75+ age group had received at least 1 shot. As of this report, data also showed 71% of the 12-15 year olds and 105% of the 16-19 year olds having already received at least one shot.



According to an analysis of MAVEN data, there were new cases in the 30-59, and 60-69 age ranges in the last week.





On Tuesday, June 1, the Emergency Management Director provided the following *CARES Act* spending breakdown to the Select Board. The chart represents municipal spending, and does not reflect expenses charged to the ESSER or *CARES Act* funds received by the schools. The Planning and Development Expenses do reflect technology purchased by the schools, for which the Select Board had committed municipal *CARES* funding prior to the July 2020 Annual Town Meeting. The amounts indicated are prior to any potential reimbursement for eligible expenses.

