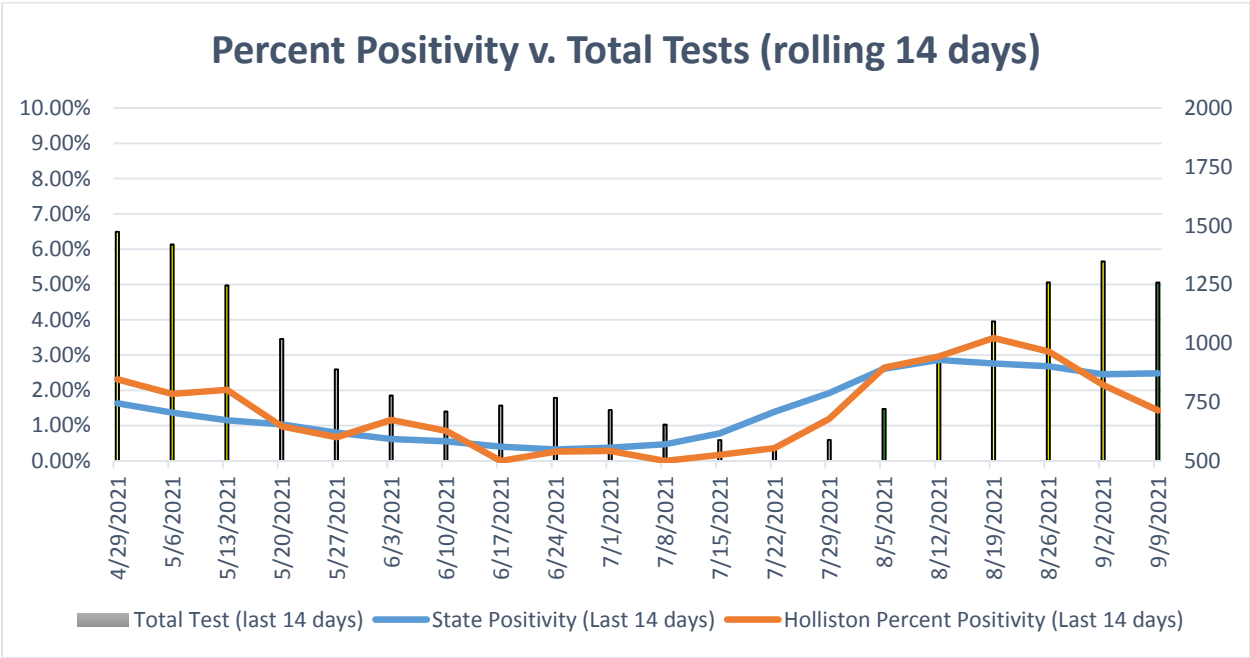



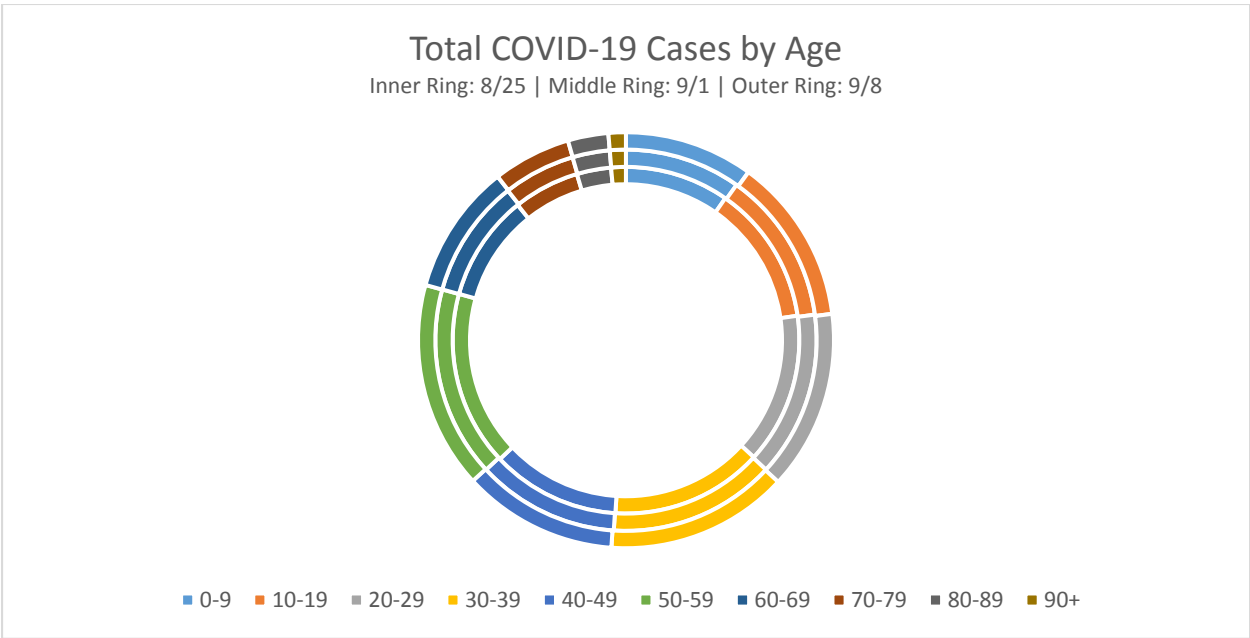
When the DPH published the updated town by town information this evening, our community risk designation changed to the **GREEN** level, based on new cases in the 14 day period ending September 4. According to their weekly reports, our numbers lowered from 13 Average Daily Incident Rate per 100,000 on September 2 to 7.8 Average Daily Incident Rate per 100,000 on September 9. Our percent positivity lowered from 2.15% last week to 1.43% this week.


10/14/2020	10/22/2020	10/29/2020	11/6/2020	11/12/2020	11/19/2020	11/27/2020	12/3/2020	12/10/2020	
8.8	9.3	13	18.2	16.7	16.1	25.5	25.5	25.5	
12/17/2020	12/24/2020	12/31/2020	1/7/2021	1/14/2021	1/21/2021	1/28/2021	2/4/2021	2/11/2021	
31.7	37.5	40.6	42.67	54.1	48.4	39.0	30.7	19.8	
2/18/2021	2/25/2021	3/4/2021	3/11/2021	3/18/2021	3/25/2021	4/1/2021	4/8/2021	4/15/2021	4/22/2021
15.6	13.0	15.6	16.7	20.3	19.3	15.1	15.6	17.2	16.7
4/29/2021	5/6/2021	5/13/2021	5/20/2021	5/27/2021	6/3/2021	6/10/2021	6/17/2021	6/24/2021	7/1/2021
14.1	13	12.5	4.2	1.6	3.1	2.6	0	0.5	0.5
7/8/2021	7/15/2021	7/22/2021	7/29/2021	8/5/2021	8/12/2021	8/19/2021	8/26/2021	9/2/2021	9/9/2021
0	0.5	1	3.6	7.8	11.4	18.7	19.3	13	7.8

According to vaccination data by community released by the state, 85% of the population is partially vaccinated, and 79% of the population is fully vaccinated as of September 7. As of the report 104% of the 65-74 age group, and 105% of the 75+ age group had received at least 1 shot. As of this report, data also showed 106% of the 12-15 year olds and 119% of the 16-19 year olds having already received at least one shot.



In the last week, the number of cases increased the most in the 0-9 (2%) and 30-39 and 60-69 (1%) age ranges.





On Monday, September 6, the Emergency Management Director provided the following *CARES Act* spending breakdown to the Select Board. The chart represents municipal spending, and does not reflect expenses charged to the ESSER or *CARES Act* funds received by the schools. The Planning and Development Expenses do reflect technology purchased by the schools, for which the Select Board had committed municipal *CARES* funding prior to the July 2020 Annual Town Meeting. The amounts indicated are prior to any potential reimbursement for eligible expenses.

