

## Weekly COVID-19 Report

When the DPH published the updated town by town information this evening, our community risk designation remained at the **YELLOW** level, based on new cases in the 14 day period ending October 23. According to their weekly reports, our numbers lowered from 17.2 Average Daily Incident Rate per 100,000 on October 21 to 13.5 Average Daily Incident Rate per 100,000 on October 28. Our percent positivity lowered from 2.16% last week to 1.82% this week.

### Average Daily Incident Rate per 100,000 (last\* 14 days)

11/27/2020	12/3/2020	12/10/2020	12/17/2020	12/24/2020	12/31/2020	1/7/2021	1/14/2021	1/21/2021	
25.5	25.5	25.5	31.7	37.5	40.6	42.67	54.1	48.4	
1/28/2021	2/4/2021	2/11/2021	2/18/2021	2/25/2021	3/4/2021	3/11/2021	3/18/2021	3/25/2021	4/1/2021
39.0	30.7	19.8	15.6	13.0	15.6	16.7	20.3	19.3	15.1
4/8/2021	4/15/2021	4/22/2021	4/29/2021	5/6/2021	5/13/2021	5/20/2021	5/27/2021	6/3/2021	6/10/2021
15.6	17.2	16.7	14.1	13	12.5	4.2	1.6	3.1	2.6
6/17/2021	6/24/2021	7/1/2021	7/8/2021	7/15/2021	7/22/2021	7/29/2021	8/5/2021	8/12/2021	8/19/2021
0	0.5	0.5	0	0.5	1	3.6	7.8	11.4	18.7
8/26/2021	9/2/2021	9/9/2021	9/16/2021	9/23/2021	9/30/2021	10/7/2021	10/14/2021	10/21/2021	10/28/2021
19.3	13	7.8	11.4	15.1	12.5	10.4	13	17.2	13.5

### Metrics (as of November 6) for communities with 10,000-50,000 population

Gray: less than or equal to 10 total cases

Green: less than 10 cases per 100,000 population AND greater than 10 total cases

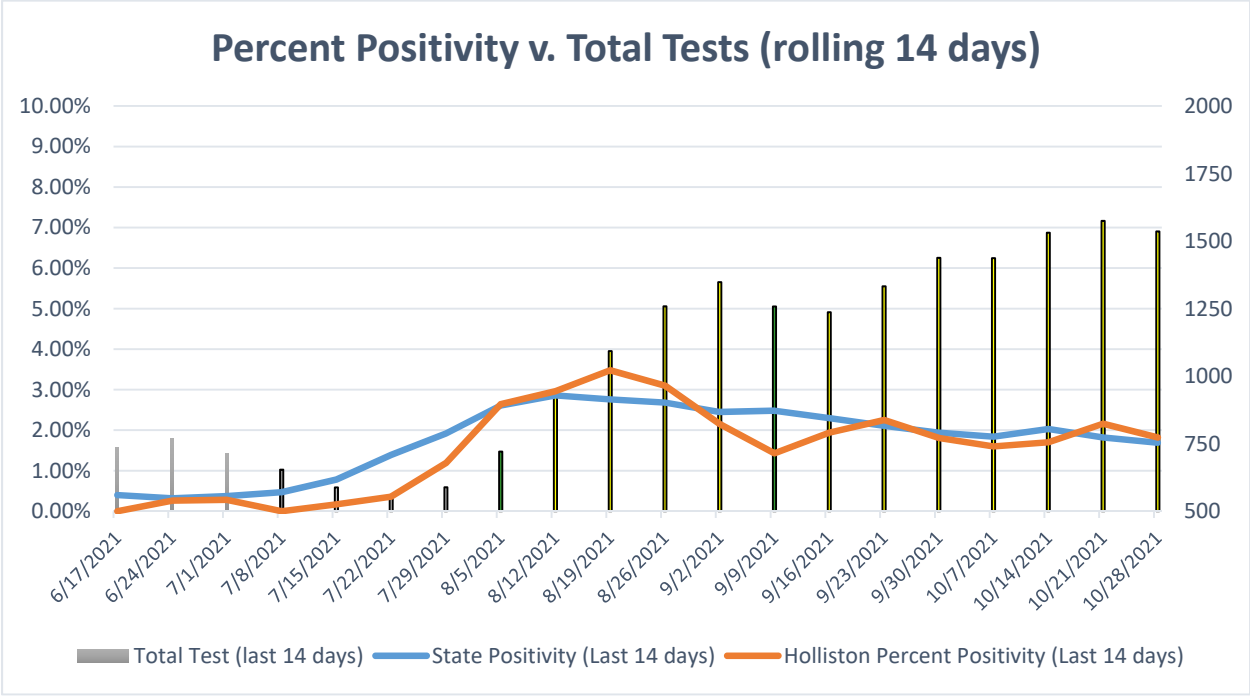

Yellow: greater than or equal to 10 cases per 100,000 population OR greater than or equal to 5% positivity rate

Red: greater than or equal to 10 cases per 100,000 population AND greater than or equal to 5% positivity rate

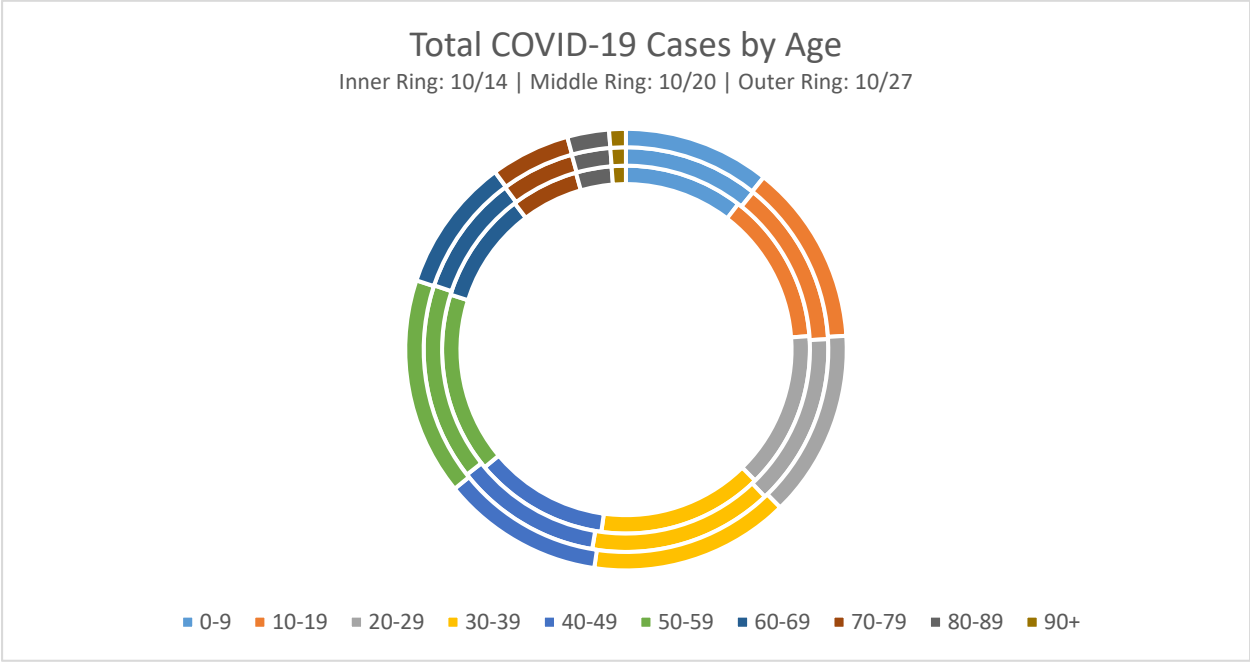
*\*last 14 days refers to the two-week reporting period ending the Saturday prior to the DPH's weekly report*


We currently have ten individual cases in single family homes, and an individual case at a multi-family dwelling.

According to vaccination data by community released by the state, 87% of the population is partially vaccinated, and 81% of the population is fully vaccinated as of October 26. As of the report 108% of the 65-74 age group, and 110% of the 75+ age group had received at least 1 shot. As of this report, data also showed 111% of the 12-15 year olds and 121% of the 16-19 year olds having already received at least one shot.



In the last week, the number of cases increased the most in the 40-49 and 60-69 (2%) and 50-59 (1%) ages.





On Monday, October 25, the Emergency Management Director provided the following CARES Act spending breakdown to the Select Board. The chart represents municipal spending, and does not reflect expenses charged to the ESSER or CARES Act funds received by the schools. The Planning and Development Expenses do reflect technology purchased by the schools, for which the Select Board had committed municipal CARES funding prior to the July 2020 Annual Town Meeting. The amounts indicated are prior to any potential reimbursement for eligible expenses.

