

## Weekly COVID-19 Report

When the DPH published the updated town by town information this evening, our community risk designation remained at the **YELLOW** level, based on new cases in the 14 day period ending September 18. According to their weekly reports, our numbers raised from 11.4 Average Daily Incident Rate per 100,000 on September 16 to 15.1 Average Daily Incident Rate per 100,000 on September 23. Our percent positivity raised from 1.94% last week to 2.25% this week.

### Average Daily Incident Rate per 100,000 (last\* 14 days)

10/29/2020	11/6/2020	11/12/2020	11/19/2020	11/27/2020	12/3/2020	12/10/2020	12/17/2020	12/24/2020
13	18.2	16.7	16.1	25.5	25.5	25.5	31.7	37.5
12/31/2020	1/7/2021	1/14/2021	1/21/2021	1/28/2021	2/4/2021	2/11/2021	2/18/2021	2/25/2021
40.6	42.67	54.1	48.4	39.0	30.7	19.8	15.6	13.0
3/4/2021	3/11/2021	3/18/2021	3/25/2021	4/1/2021	4/8/2021	4/15/2021	4/22/2021	4/29/2021
15.6	16.7	20.3	19.3	15.1	15.6	17.2	16.7	14.1
5/13/2021	5/20/2021	5/27/2021	6/3/2021	6/10/2021	6/17/2021	6/24/2021	7/1/2021	7/8/2021
12.5	4.2	1.6	3.1	2.6	0	0.5	0.5	0
7/22/2021	7/29/2021	8/5/2021	8/12/2021	8/19/2021	8/26/2021	9/2/2021	9/9/2021	9/16/2021
1	3.6	7.8	11.4	18.7	19.3	13	7.8	11.4

### Metrics (as of November 6) for communities with 10,000-50,000 population

Gray: less than or equal to 10 total cases

Green: less than 10 cases per 100,000 population AND greater than 10 total cases

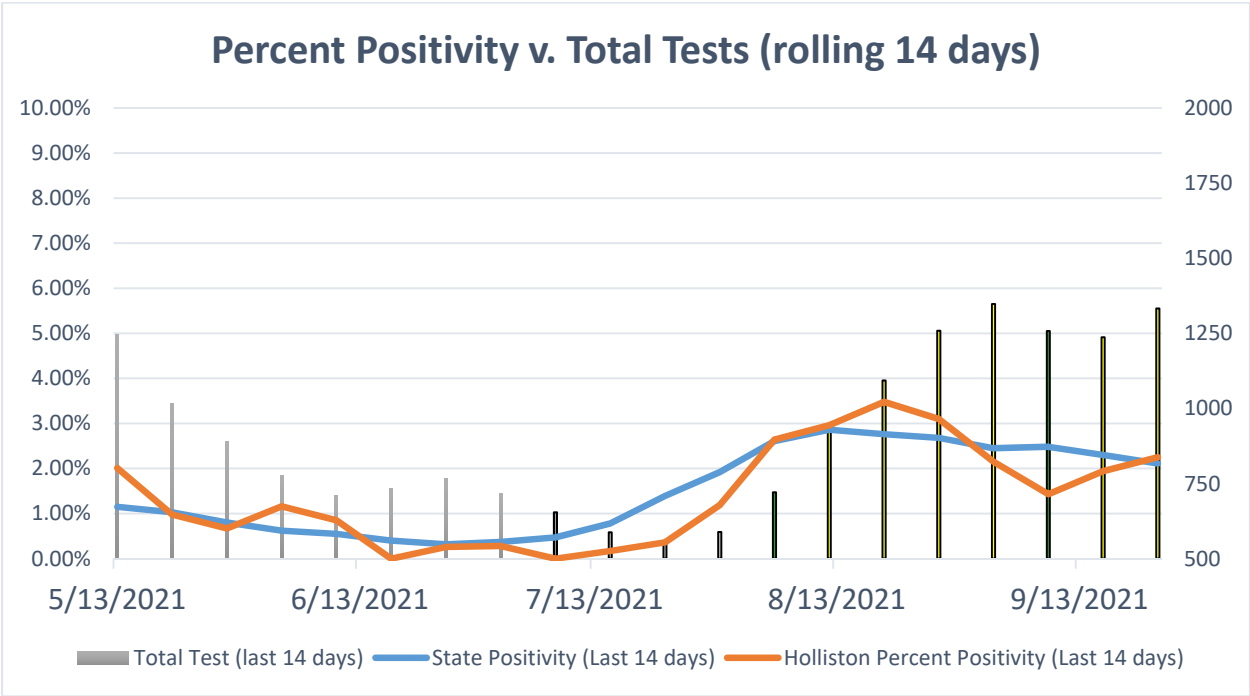

Yellow: greater than or equal to 10 cases per 100,000 population OR greater than or equal to 5% positivity rate

Red: greater than or equal to 10 cases per 100,000 population AND greater than or equal to 5% positivity rate

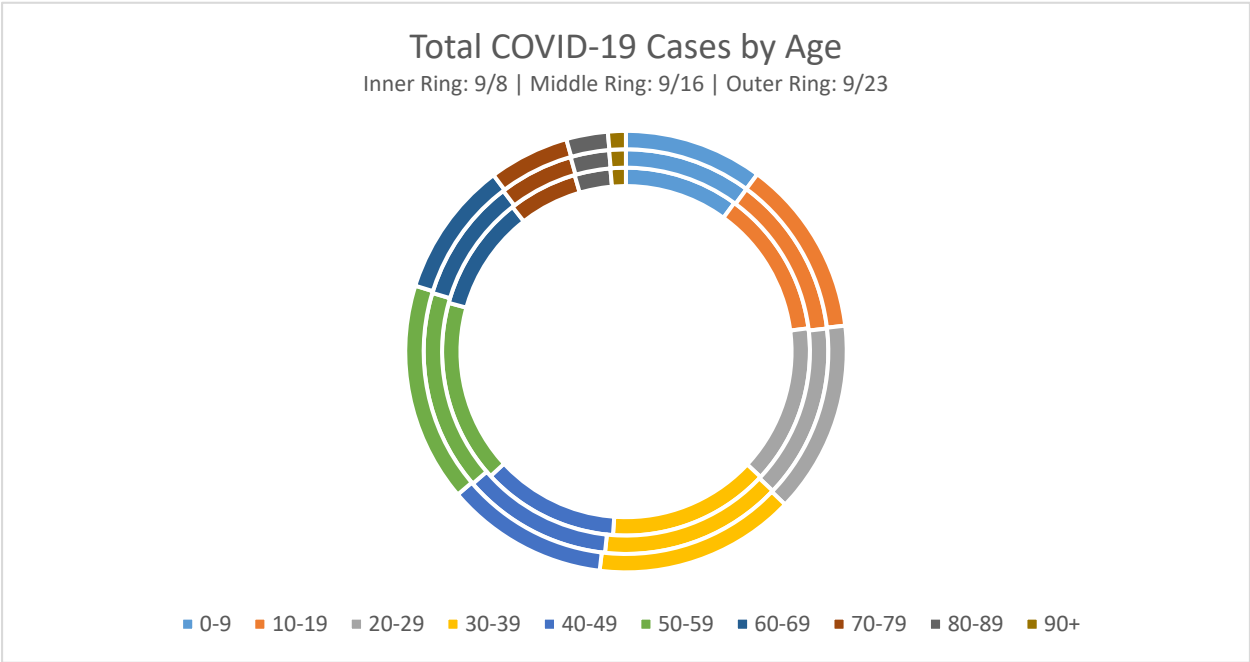
*\*last 14 days refers to the two-week reporting period ending the Saturday prior to the DPH's weekly report*


We currently have thirteen individual cases in single family homes, two clusters in single family homes, and one individual case at a multi-family dwelling.

According to vaccination data by community released by the state, 86% of the population is partially vaccinated, and 80% of the population is fully vaccinated as of September 21. As of the report 104% of the 65-74 age group, and 106% of the 75+ age group had received at least 1 shot. As of this report, data also showed 108% of the 12-15 year olds and 121% of the 16-19 year olds having already received at least one shot.



In the last week, the number of cases increased the most in the 20-29 and 30-39 (2%), and 0-9, 10-19, 50-59 and 60-69 (1%) age ranges.





On Monday, September 20, the Emergency Management Director provided the following CARES Act spending breakdown to the Select Board. The chart represents municipal spending, and does not reflect expenses charged to the ESSER or CARES Act funds received by the schools. The Planning and Development Expenses do reflect technology purchased by the schools, for which the Select Board had committed municipal CARES funding prior to the July 2020 Annual Town Meeting. The amounts indicated are prior to any potential reimbursement for eligible expenses.

