



## Weekly COVID-19 Report

When the DPH published the updated town by town information this evening, our community risk designation remained at the **GREY** level, based on new cases in the 14 day period ending June 19. According to their weekly reports, our numbers increased from 0 Average Daily Incident Rate per 100,000 on June 17 up to 0.5 to June 24. Our percent positivity increased from 0% last week to 0.26% this week.

### Average Daily Incident Rate per 100,000 (last\* 14 days)

8/19/2020	8/26/2020	9/2/2020	9/9/2020	9/16/2020	9/23/2020	9/30/2020	10/7/2020	10/14/2020	
0	2.6	5.7	3.1	1.1	8.3	9.3	5.7	8.8	
10/22/2020	10/29/2020	11/6/2020	11/12/2020	11/19/2020	11/27/2020	12/3/2020	12/10/2020		
9.3	13	18.2	16.7	16.1	25.5	25.5	25.5		
12/17/2020	12/24/2020	12/31/2020	1/7/2021	1/14/2021	1/21/2021	1/28/2021	2/4/2021	2/11/2021	
31.7	37.5	40.6	42.67	54.1	48.4	39.0	30.7	19.8	
2/18/2021	2/25/2021	3/4/2021	3/11/2021	3/18/2021	3/25/2021	4/1/2021	4/8/2021	4/15/2021	
15.6	13.0	15.6	16.7	20.3	19.3	15.1	15.6	17.2	
4/22/2021	4/29/2021	5/6/2021	5/13/2021	5/20/2021	5/27/2021	6/3/2021	6/10/2021	6/17/2021	6/24/2021
16.7	14.1	13	12.5	4.2	1.6	3.1	2.6	0	0.5

### Metrics (as of November 6) for communities with 10,000-50,000 population

Gray: less than or equal to 10 total cases

Green: less than 10 cases per 100,000 population AND greater than 10 total cases

Yellow: greater than or equal to 10 cases per 100,000 population OR greater than or equal to 5% positivity rate

Red: greater than or equal to 10 cases per 100,000 population AND greater than or equal to 5% positivity rate

*\*last 14 days* refers to the two-week reporting period ending the Saturday prior to the DPH's weekly report

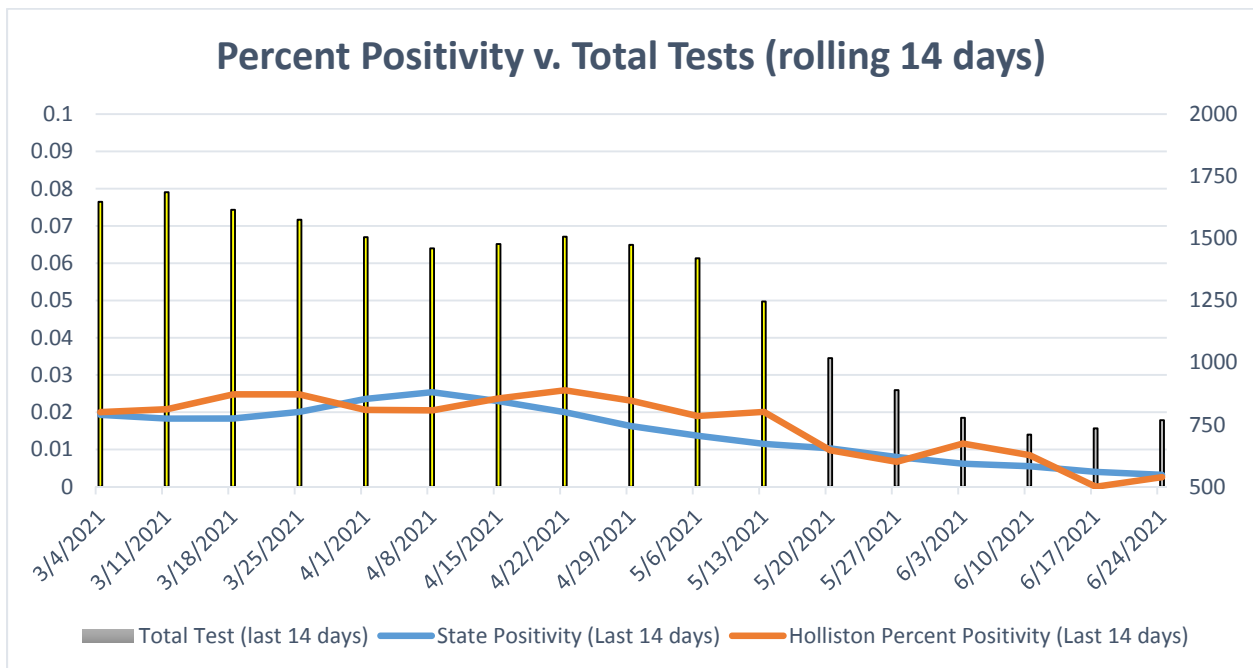
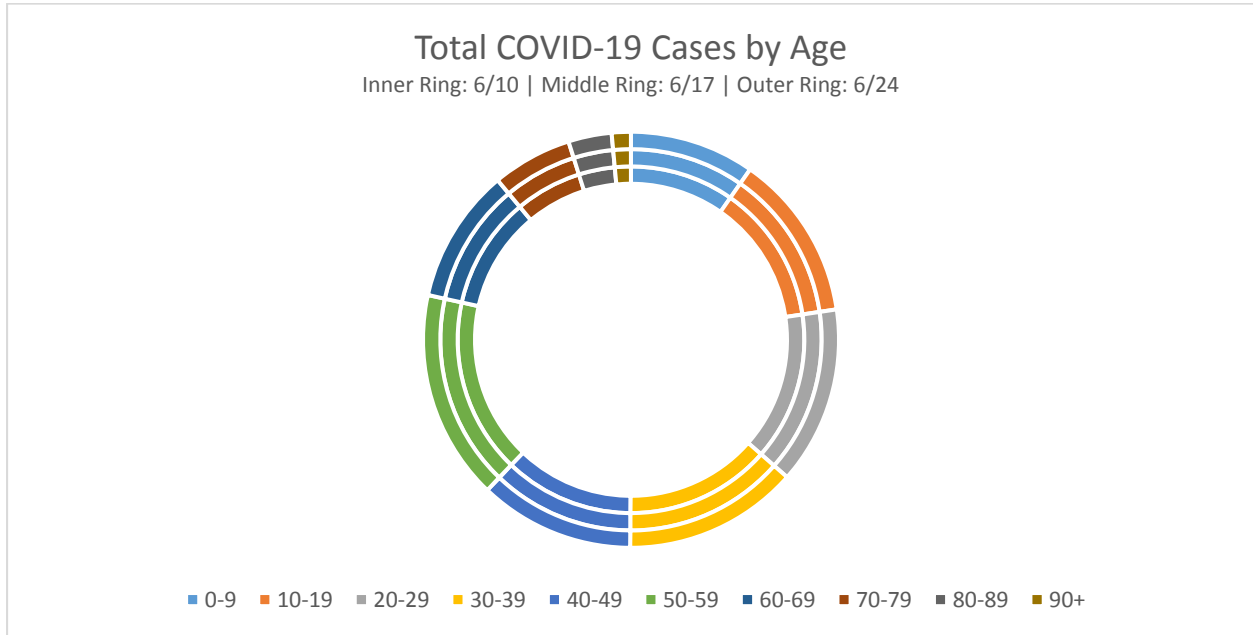
For the first time since mid-August, we currently have no active cases.


According to vaccination data by community released by the state, 80.8% of the population is partially vaccinated, and 73.5% of the population is fully vaccinated as of June 22. As of the report 101% of the 65-74 age group, and 104% of the 75+ age group had received at least 1 shot. As of this report, data also showed 90% of the 12-15 year olds and 110% of the 16-19 year olds having already received at least one shot.

The Regional Collaborative Vaccination Site at the DoubleTree in Westborough concluded its operations.



According to an analysis of MAVEN data, there were no new cases this past week.





On Monday, June 21, the Emergency Management Director provided the following *CARES Act* spending breakdown to the Select Board. The chart represents municipal spending, and does not reflect expenses charged to the ESSER or *CARES Act* funds received by the schools. The Planning and Development Expenses do reflect technology purchased by the schools, for which the Select Board had committed municipal *CARES* funding prior to the July 2020 Annual Town Meeting. The amounts indicated are prior to any potential reimbursement for eligible expenses.

