

Weekly COVID-19 Report

When the DPH published the updated town by town information this evening, our community risk designation remained at the **YELLOW** (moderate risk) level, based on new cases in the 14 day period ending April 10. According to their weekly reports, our numbers raised from 15.6 Average Daily Incident Rate per 100,000 on April 8 up to 17.2 Average Daily Incident Rate per 100,000 on April 15. Our percent positivity raised from 2.05% the previous week up to 2.37% for the period ending April 10.

Average Daily Incident Rate per 100,000 (last* 14 days)

8/12/2020	8/19/2020	8/26/2020	9/2/2020	9/9/2020	9/16/2020	9/23/2020	9/30/2020	10/7/2020
3.1	0	2.6	5.7	3.1	1.1	8.3	9.3	5.7
10/14/2020	10/22/2020	10/29/2020	11/6/2020	11/12/2020	11/19/2020	11/27/2020	12/3/2020	
8.8	9.3	13	18.2	16.7	16.1	25.5	25.5	
12/10/2020	12/17/2020	12/24/2020	12/31/2020	1/7/2021	1/14/2021	1/21/2021	1/28/2021	
25.5	31.7	37.5	40.6	42.67	54.1	48.4	39.0	
2/4/2021	2/11/2021	2/18/2021	2/25/2021	3/4/2021	3/11/2021	3/18/2021	3/25/2021	
30.7	19.8	15.6	13.0	15.6	16.7	20.3	19.3	
4/1/2021	4/8/2021	4/15/2021						
15.1	15.6	17.2						

Metrics (as of November 6) for communities with 10,000-50,000 population

Gray: less than or equal to 10 total cases

Green: less than 10 cases per 100,000 population AND greater than 10 total cases


Yellow: greater than or equal to 10 cases per 100,000 population OR greater than or equal to 5% positivity rate

Red: greater than or equal to 10 cases per 100,000 population AND greater than or equal to 5% positivity rate

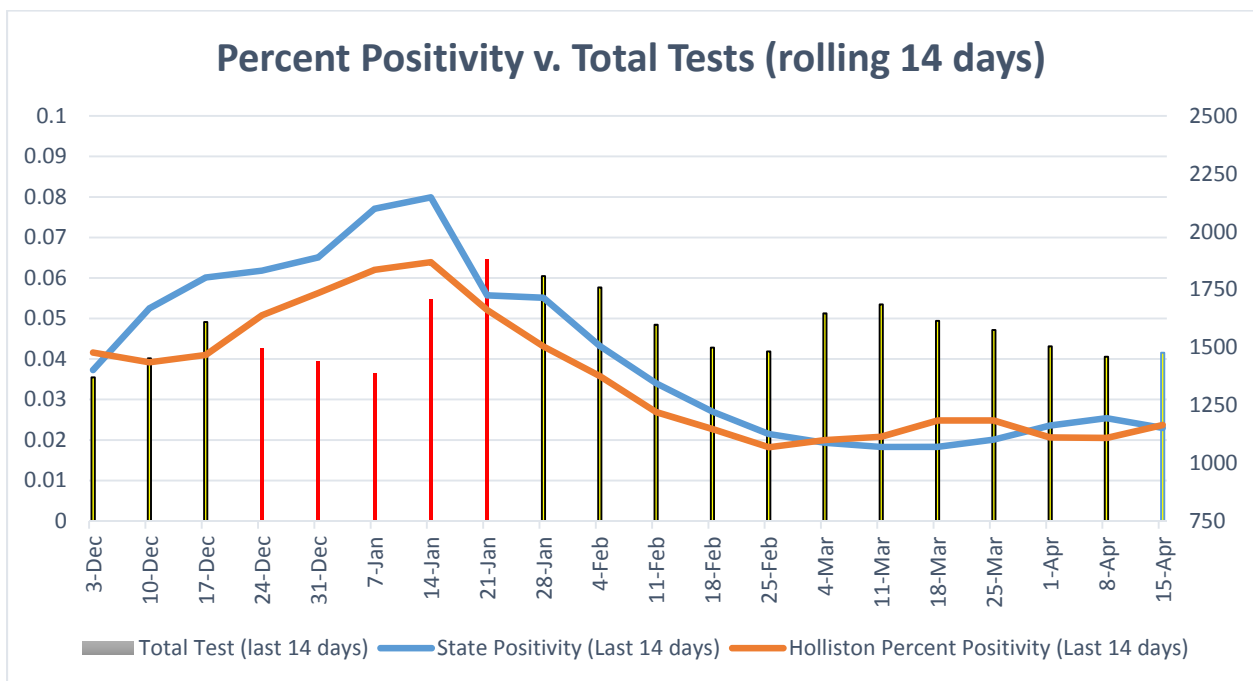
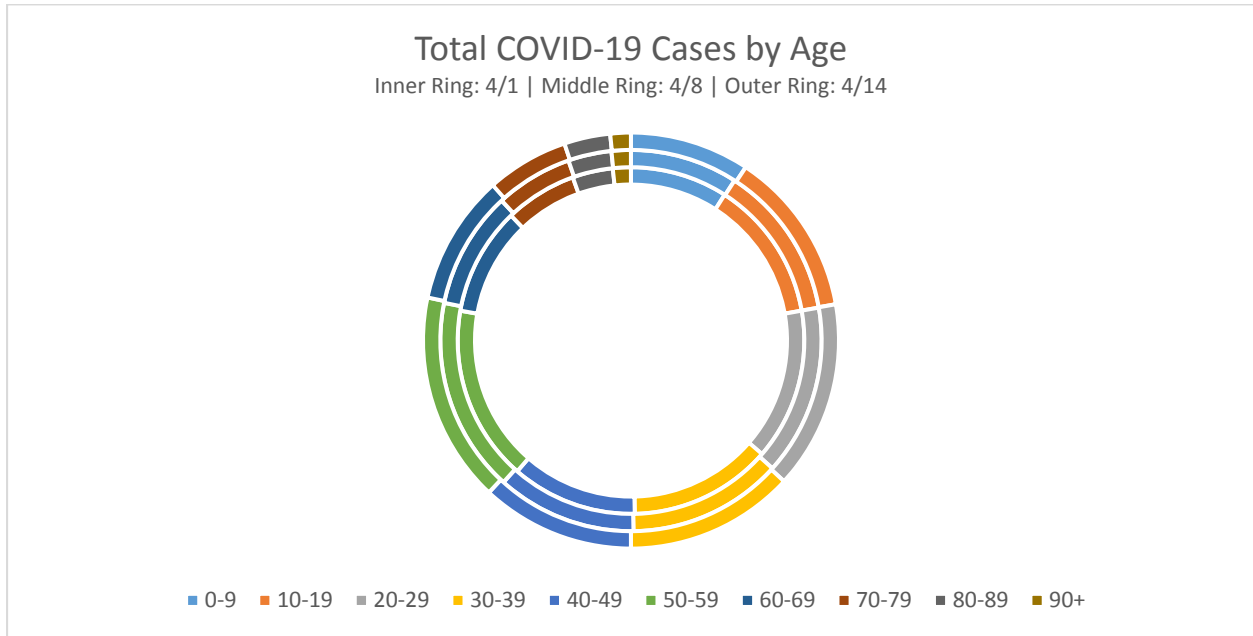
**last 14 days refers to the two-week reporting period ending the Saturday prior to the DPH's weekly report*


Looking at our 42 active cases, they are spread over 31 addresses. There are five clusters at single family homes, one cluster at multi-family dwellings, twenty individual cases at single family homes, and five individual cases at multi-family dwellings.

According to vaccination data by community released by the state, 54.0% of the population is partially vaccinated, and 30.5% of the population is fully vaccinated as of April 13. As of the report 96% of the 65-74 age group, and 100% of the 75+ age group had received at least 1 shot.



According to an analysis of MAVEN data, the largest increases in cases in the past week were in the 0-9, 20-29 and 60-69 (4%), and 30-39, 40-49, and 50-59 (3%) age ranges. There were no new cases in the 70-79, 80-89, and 90+ age ranges this past week.





On Monday, April 12, the Emergency Management Director provided the following *CARES Act* spending breakdown to the Select Board. The chart represents municipal spending, and does not reflect expenses charged to the ESSER or *CARES Act* funds received by the schools. The Planning and Development Expenses do reflect technology purchased by the schools, for which the Select Board had committed municipal *CARES* funding prior to the July 2020 Annual Town Meeting. The amounts indicated are prior to any potential reimbursement for eligible expenses.

