

**FY22 BUDGET REQUEST
BUILDING INSPECTION**

DEPT. NO.	ACCT. NO.	ACCOUNT NAME	Expended	Expended	Expended	Appropriated	As of 12/31/20	Request	Change	% Change
			Fiscal Year 2018	Fiscal Year 2019	Fiscal Year 2020	Fiscal Year 2021	Expended Fiscal Year 2021	Fiscal Year 2022	FY 2021 to FY2022	FY 2021 to FY2022
01241		BUILDING INSPECTION								
	51100	Administrative Salaries	84,317	93,336	87,418	88,041	42,211	90,000	1,959	2.23%
	51113	Clerical Salaries	44,317	45,427	46,914	47,210	23,127	47,210	0	0.00%
	51400	Longevity	300	100	100	100	100	100	0	0.00%
	51000	PERSONAL SERVICES	128,934	138,863	134,432	135,351	65,438	137,310	1,959	1.45%
	52410	Vehicle Maintenance	174	0	189	700	0	700	0	0.00%
	53000	Professional Services	415	453	1,051	1,000	0	1,000	0	0.00%
	53400	Communications	21	2,078	2,364	2,400	1,107	3,000	600	25.00%
	53406	Computer License	0	0	0	10,000	0	10,500	500	5.00%
	52000	PURCHASED SERVICES	610	2,531	3,604	14,100	1,107	15,200	1,100	7.80%
	54200	Office Supplies	700	408	355	700	156	700	0	0.00%
	54000	SUPPLIES & MATERIALS	700	408	355	700	156	700	0	0.00%
	57100	Professional Development	697	1,078	210	1,800	0	1,800	0	0.00%
	57000	OTHER EXPENSES	697	1,078	210	1,800	0	1,800	0	0.00%
	58500	Purchase of Equipment	0	0	25,000	2,500	0	0	(2,500)	-100.00%
	58000	CAPITAL OUTLAY	0	0	25,000	2,500	0	0	(2,500)	-100.00%
	TOTAL	BUILDING INSPECTION	130,941	142,880	163,601	154,451	66,701	155,010	559	0.36%
		GUIDELINE - 0%	1.000					154,451	0	
		Revenues								
		Building Inspector Fees	4,060	2,800	4,990	4,050				
		Building Permits	311,523	438,637	300,519	280,588				
		Inspection Revolving Account								
		Revenues	101,835	118,805	105,088	69,678				
		Expenses	93,141	82,632	80,354	46,009				
		Balance	71,836	108,009	132,743	156,412				
		Risks to the proposed budget:								
		1 Code change from State (delayed due to COVID from January 1, 2021) - \$2,500 est.								
		2				Rate	Hours	Weeks	Total	
		3			Lisa	25.84	35	52.2	47,209.68	
		4								
		5								



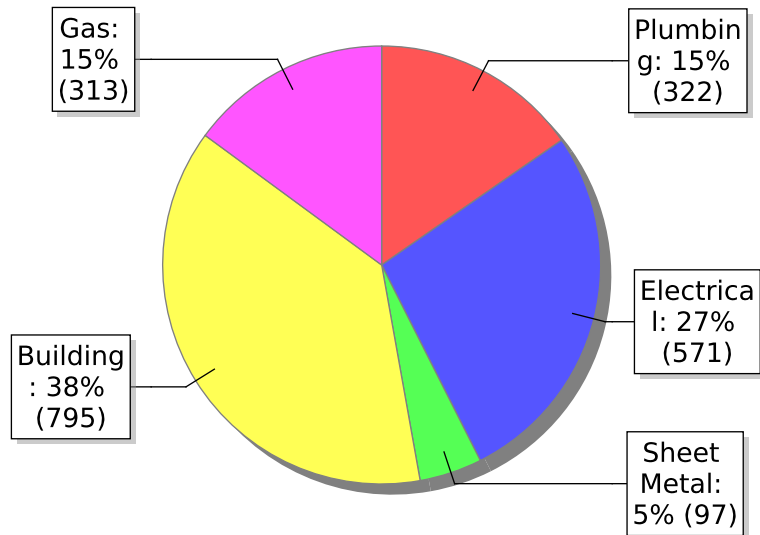
Holliston, MA Massachusetts

Permits Summary (by Application Date)

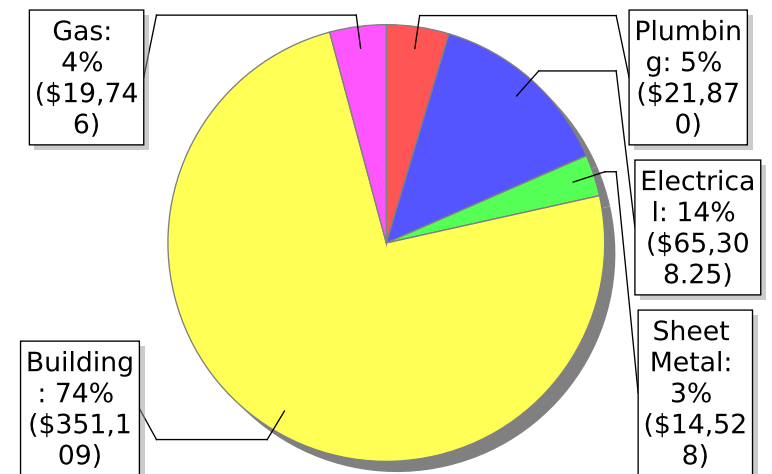
Date Range: 07/01/2019 - 06/30/2020

	# of Permits	Cost of Projects	Base Fees	CO Fees	Amend.	Insp. Fees	Other Fees	Total Fees
Plumbing	322	\$67,050	\$21,758	\$0	\$0	\$50	\$62	\$21,870
Electrical	571	\$1,201,975	\$65,308	\$0	\$0	\$0	\$0	\$65,308
Sheet Metal	97	\$310,040	\$14,528	\$0	\$0	\$0	\$0	\$14,528
Building	795	\$32,877,504	\$350,184	\$0	\$925	\$0	\$450	\$351,109
Gas	313	\$25,327	\$19,746	\$0	\$0	\$0	\$0	\$19,746
Totals	2,098	\$34,481,896	\$471,524	\$0	\$925	\$50	\$512	\$472,561

Number of Permits



Fees





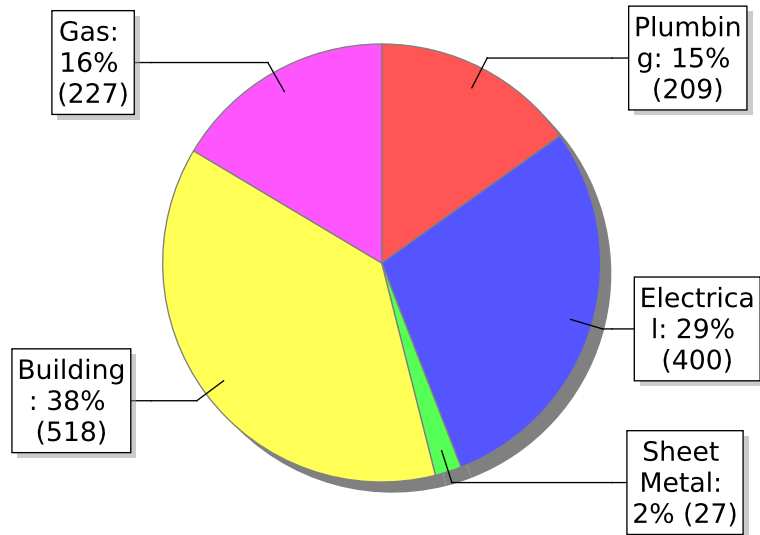
Holliston, MA Massachusetts

Permits Summary (by Application Date)

Date Range: 07/01/2020 - 02/01/2021

	# of Permits	Cost of Projects	Base Fees	CO Fees	Amend.	Insp. Fees	Other Fees	Total Fees
Plumbing	209	\$170,750	\$15,270	\$0	\$0	\$0	\$0	\$15,270
Electrical	400	\$3,591,125	\$53,819	\$0	\$0	\$0	\$0	\$53,819
Sheet Metal	27	\$797,000	\$8,310	\$0	\$0	\$0	\$0	\$8,310
Building	518	\$42,927,905	\$437,760	\$0	\$1,465	\$0	\$770	\$439,225
Gas	227	\$199,850	\$13,813	\$0	\$0	\$0	\$25	\$13,838
Totals	1,381	\$47,686,630	\$528,972	\$0	\$1,465	\$0	\$795	\$530,462

Number of Permits



Fees

